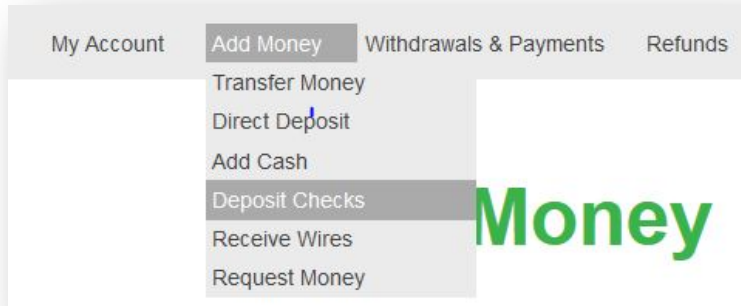


DEPOSIT CHECK or MONEY ORDER through your MOBILE PHONE

[If you HAVEN'T downloaded the mobile app yet:](#)

1. Go to asuone.com using your phone.
2. Login with your email address and password.
3. Once logged in, click **"Account Summary"**, then click **"Full Site"** button. It will take you to the full view of the website.
4. Mouse over to **"Add Money"** on the menu bar, then select **"Deposit Checks"**.



5. Choose the app that matches your phone's OS and download it.

Deposit paper checks to your account through the app or by mailing them directly to BankMobile.

Deposit checks by using the EasyDeposit feature in the mobile banking app. Simply take a picture of both sides of your check with your smartphone and follow the on-screen instructions. Easy!

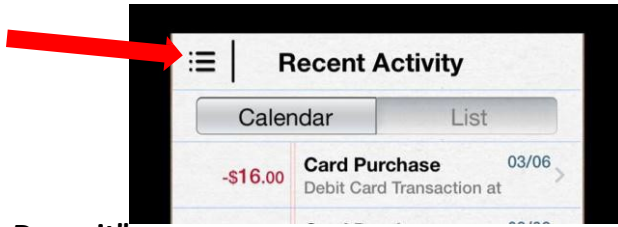
Download the app today!

AVAILABLE ON THE App Store GET IT ON Google play amazon Available at amazon

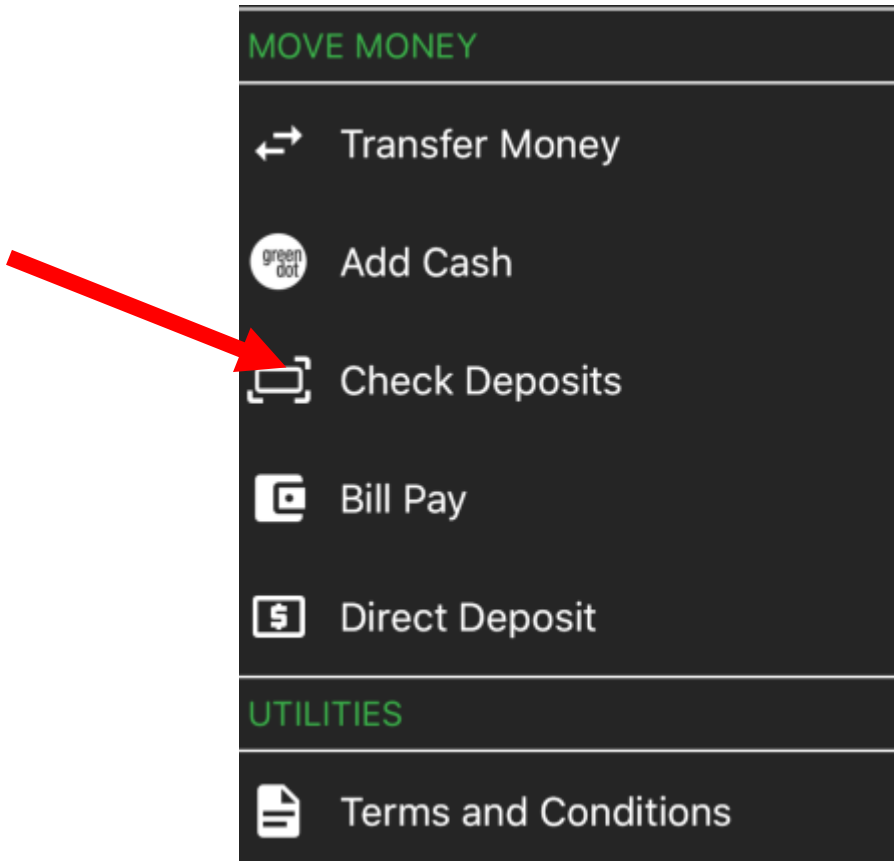
iOS 7.0 or later | Android 4.1 or later
[EasyDeposit Mobile Check Capture Terms & Conditions](#)

After you have ALREADY downloaded the mobile app:

1. Login with your email address and password.
2. Press this



3. Select "EasyDeposit".



4. Enter the amount of your deposit (*no more than \$500*), then press "Continue".
5. Take a picture of both sides of your check or money order. (*Make sure you sign the back*)
6. Review your deposit then press "Confirm".

Note: Money will show up in your account within 24 hrs. Check deposit status on the "Recent Deposit" screen.