

# The Texas Perspective

Presented by:  
*Sandra Jo Nix*  
*April 17, 2010*

Division of Educator Standards



# Governing Structure

- **Texas Education Agency** –governance of public schools; assists and monitors educator preparation programs that cover curriculum for EC-16.
- **State Board of Education (SBOE)** – 15 elected members
- **State Board for Educator Certification (SBEC)**
  - Created in 1995 by Texas Legislature
  - 11 voting members appointed by Governor for six year terms – 4 classroom teachers, 1 counselor, 2 administrators; 4 citizens
  - 3 non-voting members – Dean; TEA Member; Texas Higher Ed. Coordinating Board member

# Educator Preparation Program

**An educator preparation program is defined as an entity approved by the State Board for Educator Certification to recommend candidates for certification in one or more certification fields.**

*TAC 19 §229.2*



# Angelo State University

- Founded in 1928 as San Angelo State Junior College
- Moved to this campus site in 1947
- Became a 4 year college in 1960
- Benefited from the Carr Foundation

# Angelo State University

- Faculty is student centered - low student - teacher ratio; frequent advising sessions
- Articulation with other academic departments
- Advanced technology

# Routes to Certification

- University Initial
- University Additional
- Alternative Certification
- Temporary Teacher Certificate



# Alternative Certification Programs

- First established in 1985 by the Texas Legislature to meet the demands for the critical shortage teaching areas
- Critical Shortage Teaching Areas:
  - Mathematics
  - Science
  - Bilingual/ESL
  - Special Education
  - Technical Applications

# Educator Preparation Programs 2009-2010

- Total Programs with Expansions: 177
- Total Number of Candidates Enrolled: 81,160

(As of August 2009, with some newly approved programs without candidates enrolled at this time & a few programs not responding with current numbers.)





# Texas Teachers 2008-2009

- 40,620 Newly Hired Teachers
- 11,067 \* Temporary Credentials Issued
- 283,984 or 86.71% Fully Certified Teachers
- 9,796 Initial Standard Certificates Issued

(\* Numbers may vary due to dates certificates are issued & posted on the web site.)

# Routes to Certification

(Number of Teachers)

- 13,620 Alternative Educator Preparation Programs
  - 1,126 Universities
  - 1,014 School Districts
  - 3,327 Educator Service Centers
  - 1,309 Community Colleges
  - 6,842 Private Entities
  - 2 County Programs
- 2,265 Post-Baccalaureate
- 10,194 Undergraduate (Traditional)
- 3,715 Out-of-State



# TEA Monitoring Visit

- Last Scheduled ASU Monitoring Visit

*October, 2009*

- Monitoring Process

*Self-Report*

*Document Review*

*Student Folder Monitoring*

*Curriculum Alignment*

*Program Hours*

*Input from all Stakeholders*

*Final Report*



# Monitoring Visit Components

- I. Entity Commitment and Collaboration §228.20
- II. Admission Criteria §227.10
- III. Curriculum §228.30
- IV. Program Delivery and On-Going Support-  
§228.40
- V. Program Evaluation §228.35



# Accountability System for Educator Preparation (ASEP)

- Based on the performance of candidates for certification on each examination taken
- For an entity to be rated Accredited, performance standards must be met for each demographic group: all students, African-American, Hispanic, White, other, male, and female.

*TAC §229.3*



# Accountability System for Educator Preparation (ASEP)

## Ratings:

- Accredited
- Accredited-Under Review
- Not Accredited
- Accredited-Preliminary Status

Ratings are based on an entity's performance and are issued in the spring of each year to be in effect during the following academic year.

*TAC §229.3*



# Accountability System for Educator Preparation (ASEP)

Accreditation rating is based on Initial and Final pass rates of program completers.

- Initial pass rate is 70% (based on one year)
  - Cohort group: Sept. 1, 2007 – Aug. 31, 2008
  - Testing period: Sept. 1, 2007 – Dec. 31, 2008



# Accountability System for Educator Preparation (ASEP)

Accreditation rating is based on Initial and Final pass rates of program completers.

- Final pass rate is 80% (based on two years)
  - Cohort group: Sept. 1, 2007 – Aug. 31, 2008
  - Testing period: Sept. 1, 2007 – Dec. 31, 2009





# Spring 2007 ASEP Requirement

- Performance on certification exams for each certification area became part of the accreditation rating for a program beginning in the spring 2007.
- If the “all students” group (with at least ten completers) in a certification area fails to meet both the initial and final pass rate requirements for three consecutive years, the entity may no longer admit students in that area.

*TAC §229.4*



# Cohort Scores Affecting 2009 Certification Area Rating

- September 1, 2006 – December 31, 2007
- September 1, 2007 – December 31, 2008
- September 1, 2008 – December 31, 2009



# Angelo State University

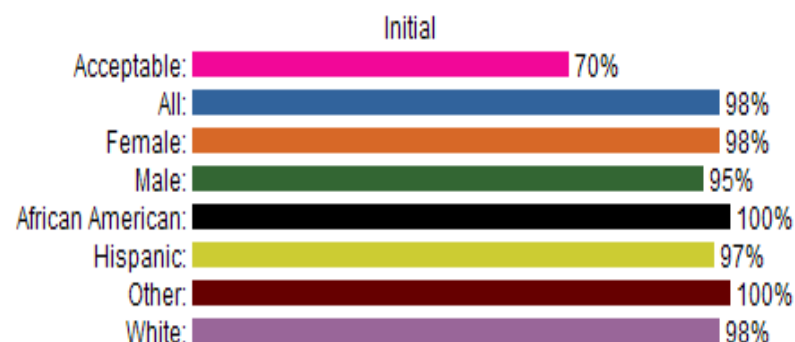

## 2008-2009

- State Rating for Completer Year 2009:  
*Accredited*
- State Rating for Completer Year 2010:  
*Accredited Pending Further Results*
- Accountability Review of Certification  
Fields:  
*All Fields in Good Standing*



**State Board For Educator Certification  
Angelo State University (226501)  
Test Pass Rates  
For Completion Year 2008  
Combined Reports Requested  
Status is Accredited**

<u>Period</u>	<u>All</u>	<u>Female</u>	<u>Male</u>	<u>African American</u>	<u>Hispanic</u>	<u>Other</u>	<u>White</u>
Final (9/1/2006-12/31/2008)	<u>96%(259)</u>	<u>96%(186)</u>	<u>97%(73)</u>	<u>93%(7)</u>	<u>94%(54)</u>	<u>100%(1)</u>	<u>97%(197)</u>
Initial (9/1/2007-12/31/2008)	<u>98%(222)</u>	<u>98%(170)</u>	<u>95%(52)</u>	<u>100%(5)</u>	<u>97%(29)</u>	<u>100%(2)</u>	<u>98%(186)</u>

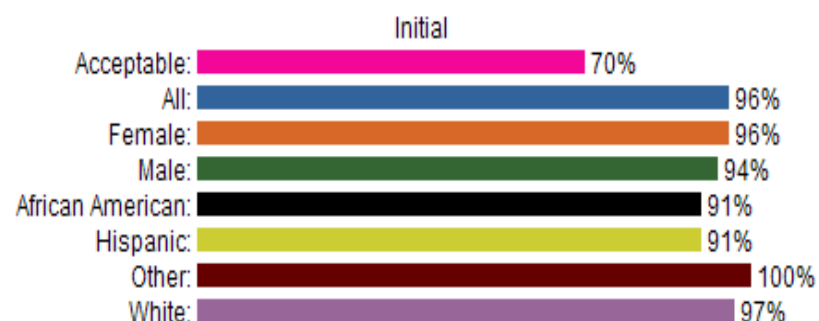



[Back One Year](#)   [Forward One Year](#)

[Close Window](#)

**State Board For Educator Certification  
Angelo State University (226501)  
Test Pass Rates  
For Completion Year 2009  
Combined Reports Requested  
Status is Accredited**

<u>Period</u>	<u>All</u>	<u>Female</u>	<u>Male</u>	<u>African American</u>	<u>Hispanic</u>	<u>Other</u>	<u>White</u>
Final (9/1/2007-12/31/2009)	<u>99%(227)</u>	<u>99%(172)</u>	<u>98%(55)</u>	<u>92%(7)</u>	<u>98%(30)</u>	<u>100%(2)</u>	<u>99%(188)</u>
Initial (9/1/2008-12/31/2009)	<u>96%(256)</u>	<u>96%(211)</u>	<u>94%(45)</u>	<u>91%(6)</u>	<u>91%(35)</u>	<u>100%(4)</u>	<u>97%(211)</u>

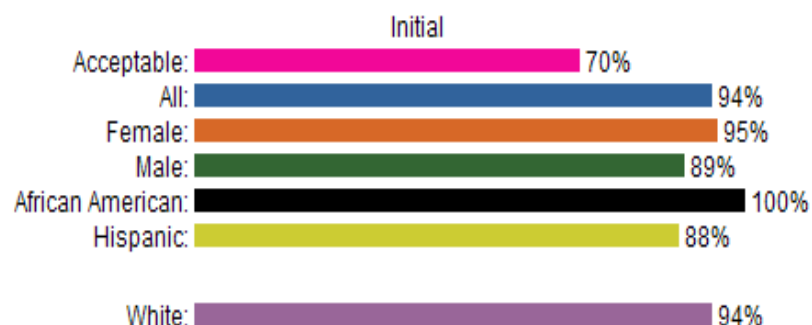



[Back One Year](#)   [Forward One Year](#)

[Close Window](#)

**State Board For Educator Certification**  
**Angelo State University (226501)**  
**Test Pass Rates**  
**For Completion Year 2010**  
**Combined Reports Requested**  
**Status is Accredited Pending Further Results**

<u>Period</u>	<u>All</u>	<u>Female</u>	<u>Male</u>	<u>African American</u>	<u>Hispanic</u>	<u>Other</u>	<u>White</u>
Final (9/1/2008-12/31/2010)	<u>96%(258)</u>	<u>96%(212)</u>	<u>94%(46)</u>	<u>100%(6)</u>	<u>91%(35)</u>	<u>100%(4)</u>	<u>97%(213)</u>
Initial (9/1/2009-12/31/2010)	<u>94%(72)</u>	<u>95%(58)</u>	<u>89%(14)</u>	<u>100%(1)</u>	<u>88%(7)</u>		<u>94%(64)</u>



[Back One Year](#)   [Forward One Year](#)

[Close Window](#)

# Annual Performance Report

## Angelo State University

### 2008-2009

Number of Completers for 2008–2009: 51

Number of Candidates Applied: 330

Number of Candidates Accepted: 301

Number of Candidates Retained: 288

- Males = 81
- Females = 207
- AA = 4
- H = 52
- W = 228
- O = 4



# Contact Information

*Dr. Janice Lopez, Director*  
*janice.lopez@tea.state.tx.us*  
*(512) 936-8226*

*Sandra Jo Nix, Program Specialist*  
*sandra.nix@tea.state.tx.us*  
*512-936-8233*





