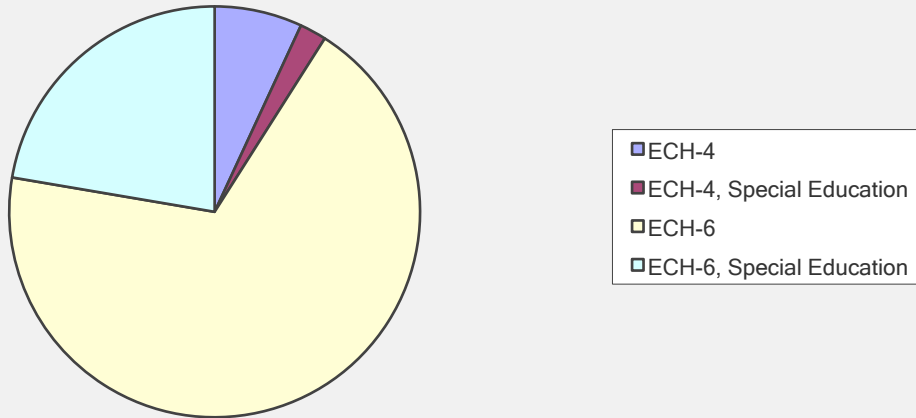


## Educator Program Experience Evaluation

### Certification Program:

| Answer Options           | Response Percent | Response Count |
|--------------------------|------------------|----------------|
| ECH-4                    | 6.9%             | 13             |
| ECH-4, Special Education | 2.1%             | 4              |
| ECH-6                    | 68.6%            | 129            |
| ECH-6, Special Education | 22.3%            | 42             |
| <i>answered question</i> |                  | <b>188</b>     |
| <i>skipped question</i>  |                  | <b>110</b>     |

Certification Program:



## Educator Program Experience Evaluation

Choose the most applicable items:

4-8

| Answer Options         | English Language Arts | Math | Science | Social Studies | Generalist | Response Count |
|------------------------|-----------------------|------|---------|----------------|------------|----------------|
| Certification Program: | 6                     | 9    | 2       | 1              | 50         | 68             |

8-12

| Answer Options         | Math | Life Science | Chemistry | English Language Arts | History | Social Studies Composite | Spanish | French | Speech | Journalism |
|------------------------|------|--------------|-----------|-----------------------|---------|--------------------------|---------|--------|--------|------------|
| Certification Program: | 11   | 10           | 1         | 15                    | 11      | 4                        | 1       | 1      | 3      | 1          |

All Level

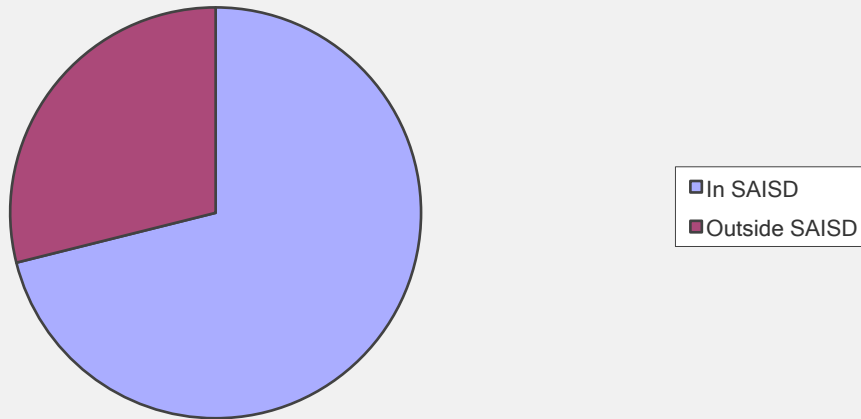
| Answer Options         | Art | Music | Physical Education | Response Count |
|------------------------|-----|-------|--------------------|----------------|
| Certification Program: | 8   | 5     | 24                 | 37             |

## Educator Program Experience Evaluation

Where did you student teach?

| Answer Options           | Response Percent | Response Count |
|--------------------------|------------------|----------------|
| In SAISD                 | 71.1%            | 209            |
| Outside SAISD            | 28.9%            | 85             |
| <i>answered question</i> |                  | <b>294</b>     |
| <i>skipped question</i>  |                  | <b>4</b>       |

Where did you student teach?



## Educator Program Experience Evaluation

Was the information presented at the beginning of the semester during the two-day orientation helpful during the semester? (1=Very Helpful to 5=Not Helpful)

| Answer Options                    | 1   | 2  | 3  | 4  | 5  | Rating Average | Response Count |
|-----------------------------------|-----|----|----|----|----|----------------|----------------|
| Legal Review                      | 128 | 72 | 50 | 29 | 9  | 2.02           | 288            |
| Professionalism                   | 172 | 55 | 24 | 24 | 14 | 1.80           | 289            |
| Professional Appearance           | 173 | 48 | 28 | 24 | 15 | 1.82           | 288            |
| TaskStream Training               | 140 | 55 | 47 | 24 | 23 | 2.08           | 289            |
| Student Teacher Handbook          | 159 | 59 | 33 | 21 | 16 | 1.88           | 288            |
| General Information               | 156 | 72 | 25 | 23 | 13 | 1.84           | 289            |
| Career Development                | 143 | 77 | 34 | 20 | 15 | 1.92           | 289            |
| Overall Impression of Orientation | 151 | 77 | 24 | 26 | 10 | 1.84           | 288            |
| <i>answered question</i>          |     |    |    |    |    |                | <b>289</b>     |
| <i>skipped question</i>           |     |    |    |    |    |                | <b>9</b>       |

## Educator Program Experience Evaluation

Based upon your student teaching experience, how prepared were you in the following areas: (1 = Very prepared to 5 = Not prepared)

| Answer Options  | 1   | 2   | 3  | 4  | 5  | Rating Average | Response Count |
|---|-----|-----|----|----|----|----------------|----------------|
| Teaching Content/Subject Matter   | 151 | 83  | 28 | 17 | 11 | 1.81           | 290            |
| Lesson Planning   | 157 | 75  | 30 | 16 | 12 | 1.80           | 290            |
| Maintaining Discipline  | 74  | 91  | 72 | 35 | 18 | 2.42           | 290            |
| Organizing Classrooms   | 98  | 101 | 53 | 25 | 13 | 2.15           | 290            |
| Managing Classrooms (developing a positive learning environment)          | 101 | 114 | 44 | 17 | 14 | 2.07           | 290            |
| Using Learning Theories in Instruction                                    | 102 | 117 | 45 | 20 | 6  | 2.00           | 290            |
| Motivating Students   | 139 | 89  | 31 | 15 | 15 | 1.89           | 289            |
| Teaching Special Populations  | 92  | 84  | 69 | 28 | 16 | 2.28           | 289            |
| Working with other school personnel (diagnostician, principal, counselor) | 106 | 87  | 59 | 19 | 18 | 2.16           | 289            |
| Differentiating Instruction   | 107 | 109 | 45 | 18 | 10 | 2.01           | 289            |
| Teaching with Technology  | 142 | 71  | 36 | 26 | 15 | 1.97           | 290            |
| Parent Conferences/Communication skills                                   | 81  | 87  | 77 | 31 | 14 | 2.34           | 290            |
| Assessing Learning  | 122 | 97  | 34 | 24 | 10 | 1.97           | 287            |
| Teaching English Language Learners (ELL students)                         | 68  | 85  | 91 | 32 | 14 | 2.44           | 290            |
| Addressing multicultural issues in instruction                            | 94  | 94  | 61 | 31 | 9  | 2.19           | 289            |
| Addressing socioeconomic issues in instruction                            | 95  | 95  | 64 | 27 | 9  | 2.17           | 290            |
| Establishing equity in the classroom                                      | 136 | 83  | 37 | 19 | 14 | 1.93           | 289            |
| <i>answered question</i>  |     |     |    |    |    |                | <b>290</b>     |
| <i>skipped question</i>   |     |     |    |    |    |                | <b>8</b>       |

## Educator Program Experience Evaluation

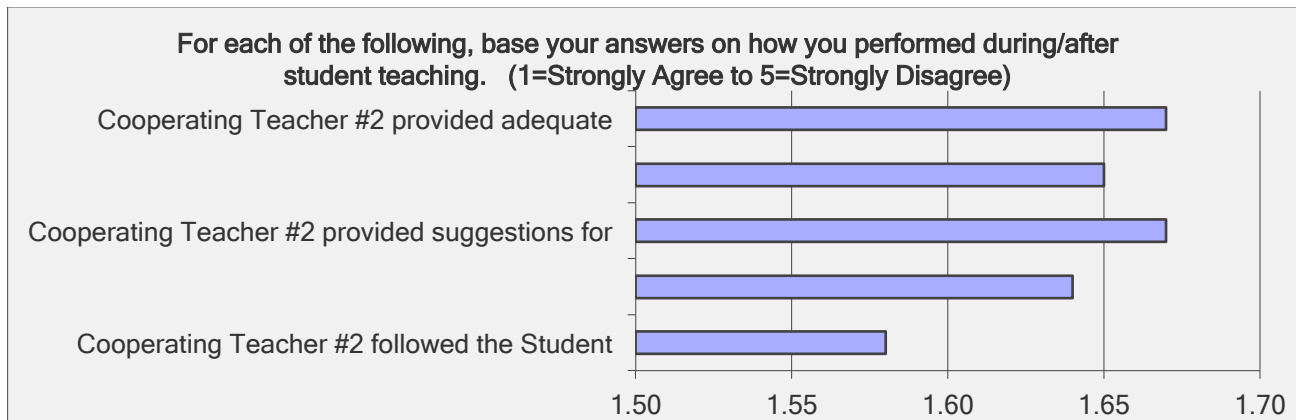
For each of the following, base your answers on how you performed during/after student teaching. (1=Strongly Agree to 5=Strongly Disagree)

| Answer Options  | 1   | 2  | 3  | 4  | 5  | Rating Average | Response Count |
|---|-----|----|----|----|----|----------------|----------------|
| Education courses with field experiences (i.e. pre-student teaching observations, practica) prepared me to enter the classroom. | 131 | 88 | 38 | 15 | 12 | 1.90           | 284            |
| The student teaching experience has adequately prepared me to begin my teaching career.   | 178 | 68 | 20 | 9  | 8  | 1.59           | 283            |
| Overall the Educator Preparation Program has adequately prepared me to begin my teaching career.                                | 155 | 89 | 26 | 6  | 8  | 1.67           | 284            |
| Overall the Content preparation (what you teach) has adequately prepared me to begin my teaching career.                        | 152 | 90 | 25 | 8  | 9  | 1.70           | 284            |
| Overall Pedagogy preparation (how you teach) has adequately prepared me to begin my teaching career.                            | 140 | 96 | 29 | 9  | 9  | 1.77           | 283            |
| Once in the classroom, my level of college preparation was adequate to teach the required content/subject matter.               | 160 | 78 | 26 | 8  | 12 | 1.71           | 284            |
| Once settled in the classroom, I was able to attend to duties other than teaching the content.                                  | 191 | 57 | 16 | 7  | 13 | 1.57           | 284            |
| Cooperating Teacher #1 followed the Student Teaching Program (i.e. used rubrics).   | 207 | 34 | 19 | 6  | 18 | 1.57           | 284            |
| Cooperating Teacher #1 provided constructive criticism.   | 217 | 30 | 13 | 6  | 17 | 1.50           | 283            |
| Cooperating Teacher #1 provided suggestions for improvement.  | 217 | 28 | 16 | 5  | 18 | 1.52           | 284            |
| Cooperating Teacher #1 provided assistance in planning and teaching.  | 215 | 23 | 21 | 6  | 18 | 1.55           | 283            |
| Cooperating Teacher #1 provided adequate modeling prior to assuming classroom responsibilities.                                 | 211 | 30 | 14 | 7  | 20 | 1.56           | 282            |
| <b>answered question</b>  |     |    |    |    |    |                | <b>284</b>     |
| <b>skipped question</b>   |     |    |    |    |    |                | <b>14</b>      |

## Educator Program Experience Evaluation

For each of the following, base your answers on how you performed during/after student teaching. (1=Strongly Agree to 5=Strongly Disagree)

| Answer Options  | 1   | 2  | 3  | 4  | 5  | Rating Average | Response Count |
|---|-----|----|----|----|----|----------------|----------------|
| Cooperating Teacher #2 followed the Student Teaching Program (i.e. used rubrics).               | 158 | 19 | 14 | 7  | 14 | 1.58           | 212            |
| Cooperating Teacher #2 provided constructive criticism.   | 149 | 23 | 19 | 9  | 12 | 1.64           | 212            |
| Cooperating Teacher #2 provided suggestions for improvement.                                    | 149 | 25 | 15 | 9  | 15 | 1.67           | 213            |
| Cooperating Teacher #2 provided assistance in planning and teaching.                            | 148 | 28 | 14 | 10 | 13 | 1.65           | 213            |
| Cooperating Teacher #2 provided adequate modeling prior to assuming classroom responsibilities. | 150 | 21 | 17 | 8  | 16 | 1.67           | 212            |
| <i>answered question</i>  |     |    |    |    |    |                | <b>213</b>     |
| <i>skipped question</i>   |     |    |    |    |    |                | <b>85</b>      |



## Educator Program Experience Evaluation

Each of the following relate to the assistance received from the University Supervisor. 1=Strongly Agree to 5=Strongly disagree

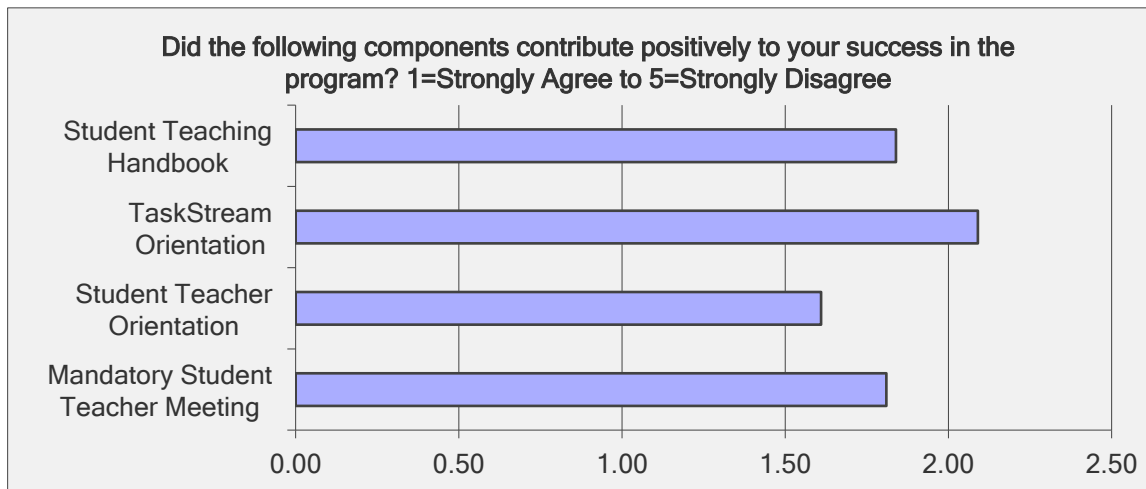
| Answer Options   | 1   | 2  | 3  | 4 | 5  | Rating Average | Response Count |
|--|-----|----|----|---|----|----------------|----------------|
| Provided constructive criticism  | 210 | 42 | 13 | 4 | 14 | 1.48           | 283            |
| Provided suggestions for improvement.  | 201 | 47 | 16 | 5 | 14 | 1.53           | 283            |
| Was genuinely interested in my professional development.                                   | 224 | 28 | 13 | 4 | 14 | 1.43           | 283            |
| Provided sufficient assistance concerning planning and teaching.                           | 187 | 52 | 20 | 8 | 16 | 1.64           | 283            |
| Was able to discuss my problems with my supervisor.  | 214 | 33 | 15 | 6 | 14 | 1.49           | 282            |
| Possessed knowledge and skills that were helpful in my teaching situation.                 | 204 | 45 | 14 | 7 | 13 | 1.52           | 283            |
| University evaluation criteria and procedures for my performance were clearly established. | 218 | 31 | 14 | 4 | 15 | 1.46           | 282            |
| I understood ASU evaluation criteria and procedures that were used to rate my performance. | 221 | 29 | 12 | 4 | 15 | 1.44           | 281            |
| <b>answered question</b>   |     |    |    |   |    |                | <b>283</b>     |
| <b>skipped question</b>  |     |    |    |   |    |                | <b>15</b>      |



## Educator Program Experience Evaluation

Did the following components contribute positively to your success in the program?  
1=Strongly Agree to 5=Strongly Disagree

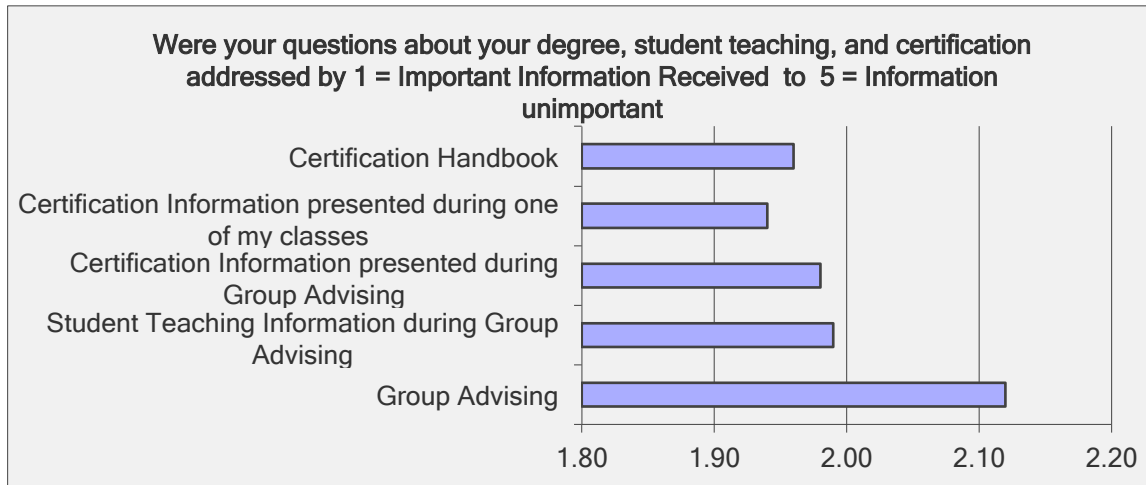
| Answer Options                    | 1   | 2  | 3  | 4  | 5  | Rating Average | Response Count |
|-----------------------------------|-----|----|----|----|----|----------------|----------------|
| Mandatory Student Teacher Meeting | 145 | 74 | 44 | 10 | 9  | 1.81           | 282            |
| Student Teacher Orientation       | 183 | 59 | 24 | 3  | 14 | 1.61           | 283            |
| TaskStream Orientation            | 138 | 48 | 48 | 25 | 22 | 2.09           | 281            |
| Student Teaching Handbook         | 135 | 93 | 27 | 14 | 12 | 1.84           | 281            |
| <i>answered question</i>          |     |    |    |    |    |                | <b>284</b>     |
| <i>skipped question</i>           |     |    |    |    |    |                | <b>14</b>      |



## Educator Program Experience Evaluation

Were your questions about your degree, student teaching, and certification addressed by 1 = Important Information Received to 5 = Information unimportant

| Answer Options   | 1   | 2  | 3  | 4  | 5  | Rating Average | Response Count |
|--|-----|----|----|----|----|----------------|----------------|
| Group Advising   | 111 | 78 | 56 | 11 | 22 | 2.12           | 278            |
| Student Teaching Information during Group Advising           | 125 | 80 | 43 | 10 | 20 | 1.99           | 278            |
| Certification Information presented during Group Advising    | 129 | 77 | 38 | 14 | 19 | 1.98           | 277            |
| Certification Information presented during one of my classes | 123 | 93 | 37 | 13 | 14 | 1.94           | 280            |
| Certification Handbook                                       | 123 | 86 | 43 | 10 | 16 | 1.96           | 278            |
| <i>answered question</i>                                     |     |    |    |    |    |                | <b>283</b>     |
| <i>skipped question</i>                                      |     |    |    |    |    |                | <b>15</b>      |



## Educator Program Experience Evaluation

How did you become aware of the Mandatory Student Teaching Application Meeting? (choose all that apply)

| Answer Options                                    | Response Percent | Response Count |
|---|------------------|----------------|
| Signs in the CARR EFA Building                    | 77.7%            | 220            |
| Signs in another building on campus               | 24.7%            | 70             |
| Ad in the Rampage                                 | 4.9%             | 14             |
| Presentation by the Director of Field Experiences | 25.4%            | 72             |
| Announcement in one of your classes               | 54.4%            | 154            |
| ASU's web calendar                                | 12.7%            | 36             |
| A friend told you                                 | 29.0%            | 82             |
| <b>answered question</b>                          |                  | <b>283</b>     |
| <b>skipped question</b>                           |                  | <b>15</b>      |

