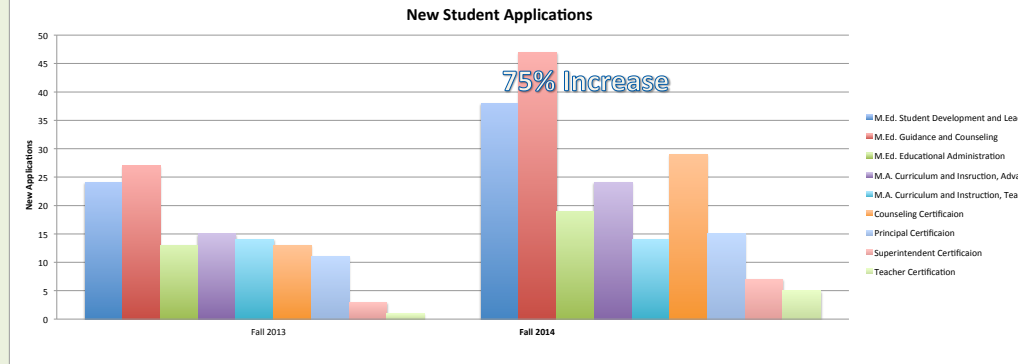


### New Student Applications\*

Program	Fall 2013	Spring 2014	Summer 2014	Fall 2014	Spring 2015
M.Ed. Student Development and Leadership	24	19	25	38	38
M.Ed. Guidance and Counseling	27	25	46	47	36
M.Ed. Educational Administration	13	11	23	19	15
M.A. Curriculum and Instruction, Advanced Instru	15	8	17	24	15
M.A. Curriculum and Instruction, Teacher Certific	6	9	14	14	9
Counseling Certificaion	13	9	19	29	15
Principal Certificaion	11	11	14	15	10
Superintendent Certificaion	3	6	1	7	2
Teacher Certification	1	7	2	5	3

<b>Total</b>	<b>113</b>	<b>105</b>	<b>161</b>	<b>198</b>	<b>143</b>
--------------	------------	------------	------------	------------	------------

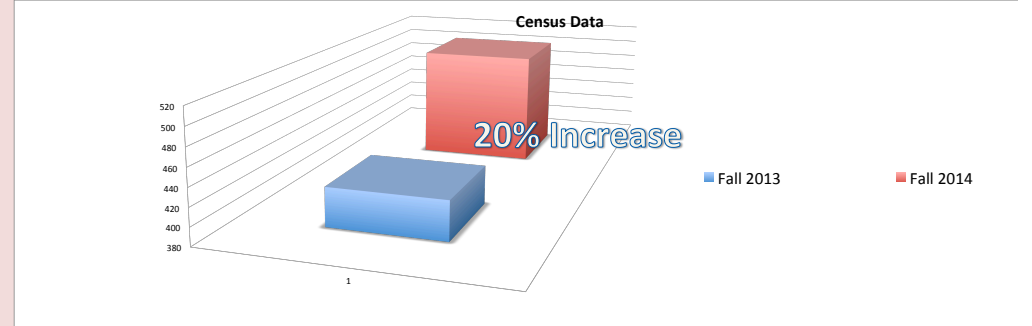
\*COGNOS      \*COGNOS      \*COGNOS      \*COGNOS      \*COGNOS  
7/12/13      1/17/14      6/6/14      8/29/14      11/21/14



### Program Census Report

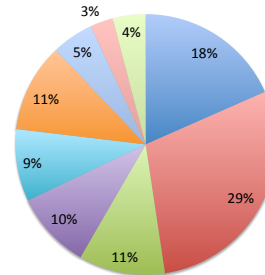
Program	Fall 2013	Spring 2014	Summer 2014	Fall 2014	Spring 2015
M.Ed. Student Development and Leadership	90	81	58	89	89
M.Ed. Guidance and Counseling	131	122	96	147	147
M.Ed. Educational Administration	36	41	38	52	52
M.A. Curriculum and Instruction, Advanced Instru	39	39	37	48	48
M.A. Curriculum and Instruction, Teacher Certific	44	47	34	51	51
Counseling Certificaion	46	39	28	63	63
Principal Certificaion	13	22	26	32	32
Superintendent Certificaion	8	12	6	11	11
Teacher Certification	16	17	8	14	14
<b>Total</b>	<b>423</b>	<b>420</b>	<b>331</b>	<b>507</b>	<b>507</b>

\*Census Report      \*Census Report      \*Census Report      \*Census Report  
11/5/13      4/15/14      7/13/14      11/13/14



### Active Students and New Spring 2015

Program	Fall 2014	Spring 2015	Total
M.Ed. Student Development and Leadership	117	22	139
M.Ed. Guidance and Counseling	186	20	206
M.Ed. Educational Administration	68	4	72
M.A. Curriculum and Instruction, Advanced Instru	61	9	70
M.A. Curriculum and Instruction, Teacher Certific	57	3	60
Counseling Certificaion	70	8	78
Principal Certificaion	33	3	36
Superintendent Certificaion	18	2	20
Teacher Certification	26	4	30
<b>Total</b>	<b>636</b>	<b>75</b>	<b>711</b>



### Total Percentage of Students

M.Ed. Student Development and Leadership	18%
M.Ed. Guidance and Counseling	29%
M.Ed. Educational Administration	11%
M.A. Curriculum and Instruction, Advanced Instructor	10%
M.A. Curriculum and Instruction, Teacher Certificaion	9%
Counseling Certificaion	11%
Principal Certificaion	5%
Superintendent Certificaion	3%
Teacher Certification	4%

